

Teach your
monster



Mega Monster Magazine!

**Full of fun activities,
colouring-in, comic pages
and more!**



Mega Monster Magazine!

Included in this pack

- Colouring pages
- Monster Mask colour and cut outs
- Teach Your Monster Poster
- Adventurous Eating Comic
- Phonics Wordsearch
- Spot the difference

What you'll need


- Colouring pencils, pens or crayons
- Scissors
- Card
- A holepunch or pin
- Glue

Instructions


Inside this mega bumper monster starter pack, we have loads of great time-filling activities!

PRINT GUIDE


To save ink, only print the pages you want!



Teach your MONSTER To READ




The Hungry Word Beast



The Pirates

Scar

Booty



Cap'n Claw



Teach Your Monster Poster

What you'll need

- Scissors
- Glue
- Card/Paper to print on
- Tape (optional)

Instructions

1. Print the poster.
2. Trim the poster along the dotted line labelled '1'.
3. Apply glue to the flap labelled '2' (You can use tape on the back to make sure it sticks!)
4. Line up the poster using the dotted lines and image as a guide, then stick side 1 to side 2
5. Then trim the rest of the dotted lines for your final poster look!
6. Stick it up somewhere with pride!









Teach your monster


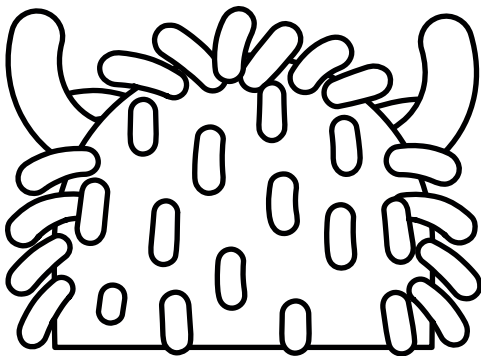









NUMBER SKILLS



Queenie Bee



Numsters



Spot the Difference

Can you spot ten differences between the two images of Rowan's house?




door handle, blue book, paint tube, mushroom, bed stripe, hat book, blue book, paint tube, wall flower, cactus arm, thread


Discover more at teachyourmonster.org




Teach your monster ADVENTUROUS EATING



Bub



Fruit and Vegetables!





Teach Your Monster Masks


What you'll need

- Colouring Pencils
- Scissors
- String
- Card to print on

Instructions


1. Colour in your mask. Carefully cut out the mask from the paper.
2. Carefully cut out the eye holes.
3. Use a holepunch or pin for the string holes on either side of the mask.
4. Measure the size of the head by wrapping the string once all the way around. Add a little extra just in case!
5. Cut the string exactly in half and tie one to each of the string holes.
6. Put on your mask!





Cut line







--- Cut line



Teach your monster READING FOR FUN



Coco




Parker




Phonics Wordsearch


Find the words in the wordsearch shown by the pictures below. The words are hidden **sideways** and **d**



t	s	u	n	x	c	z	d	v	s	k	e
b	t	q	c	f	l	h	e	i	g	c	t
e	n	r	a	s	m	a	p	y	f	g	h
e	r	r	t	r	k	y	h	l	o	f	a
u	s	c	j	n	e	f	b	l	d	z	t
s	n	a	q	m	c	o	u	n	o	k	o
n	l	r	z	d	u	x	s	t	g	i	h
a	c	o	w	q	b	t	z	n	q	x	y

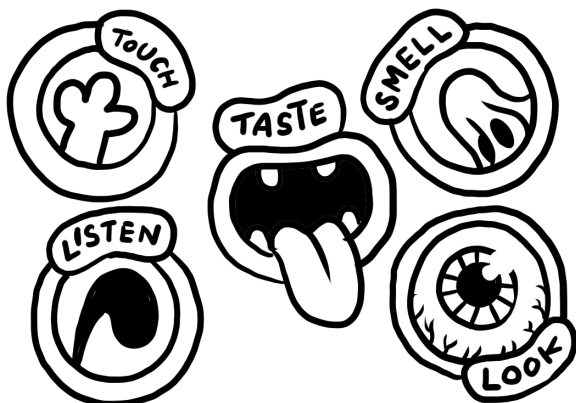


HELLO! *BUB* IS HERE TO TEACH *CLOUD* AND HER MONSTER FRIENDS ALL ABOUT...




Teach your monster ADVENTUROUS EATING!


THE MONSTERS WILL LEARN TO TRY DIFFERENT FOODS USING THEIR **5 SENSES**:



FIRST, LET'S TOUCH SOME *BROCCOLI* TO FIND OUT WHAT IT *FEELS* LIKE!




CLOUD TOUCHES THE FLORETTES...




SHE TOUCHES THE STALK.


WHAT DOES IT FEEL LIKE?















IT FEELS LIKE AN OAK TREE'S LEAVES AND BARK!




SMOOTH AND ROUGH!









HERE IS *LOG*!




NOW, LET'S *LISTEN* TO A *COURGETTE*!





BUB SLICES THE *COURGETTE*.





THEN HE *FRIES* IT IN A *PAN*...



3 PLATES OF *COOKED COURGETTE*! EACH MONSTER *LISTENS* WHILE THEY *PROD*, *POKE*, AND *CHEW* THEIR FOOD!



DO YOU
LIKE HOW THE
COURGETTE
SOUNDS?



IT'S *TIME* FOR A *TINY TASTE*!




CLOUD LOVES
COURGETTE!

SPROUT DOES
NOT LIKE IT!

LOG IS UNSURE!


HERE COMES *GRUFF!*




*BUB HAS A BOWL OF STRAWBERRIES,
AND HE IS GOING TO LOOK AT THEM WITH...*

A
MAGNIFYING
GLASS!

FIRST, *BUB* CAREFULLY SLICES
A *STRAWBERRY*...



THE MONSTERS LOOK AT THE
LITTLE YELLOW SEEDS...



THE MONSTERS LOOK AT THE
PINKY-WHITE INSIDE...



THE MONSTERS LOOK AT THE
THIN DARK GREEN LEAVES.



NOW IT'S TIME FOR A (NOT SO) TINY TASTE!

