

Phonics Bookmarks

Included in this pack

- Double-sided First Steps Phonics bookmarks x 5
- Double-sided Fun With Words Phonics bookmarks x 5

What you'll need

- A4 Paper
- Printer
- Scissors or guillotine
- Laminator (optional)

Thanks for downloading our Teach Your Monster Phonics Bookmarks.


These cover the phonic sounds learnt in Teach Your Monster to Read 1 and 2 (First Steps and Fun With Words). They also correspond with Letter Sounds in Phonics Phase 2 and 3.

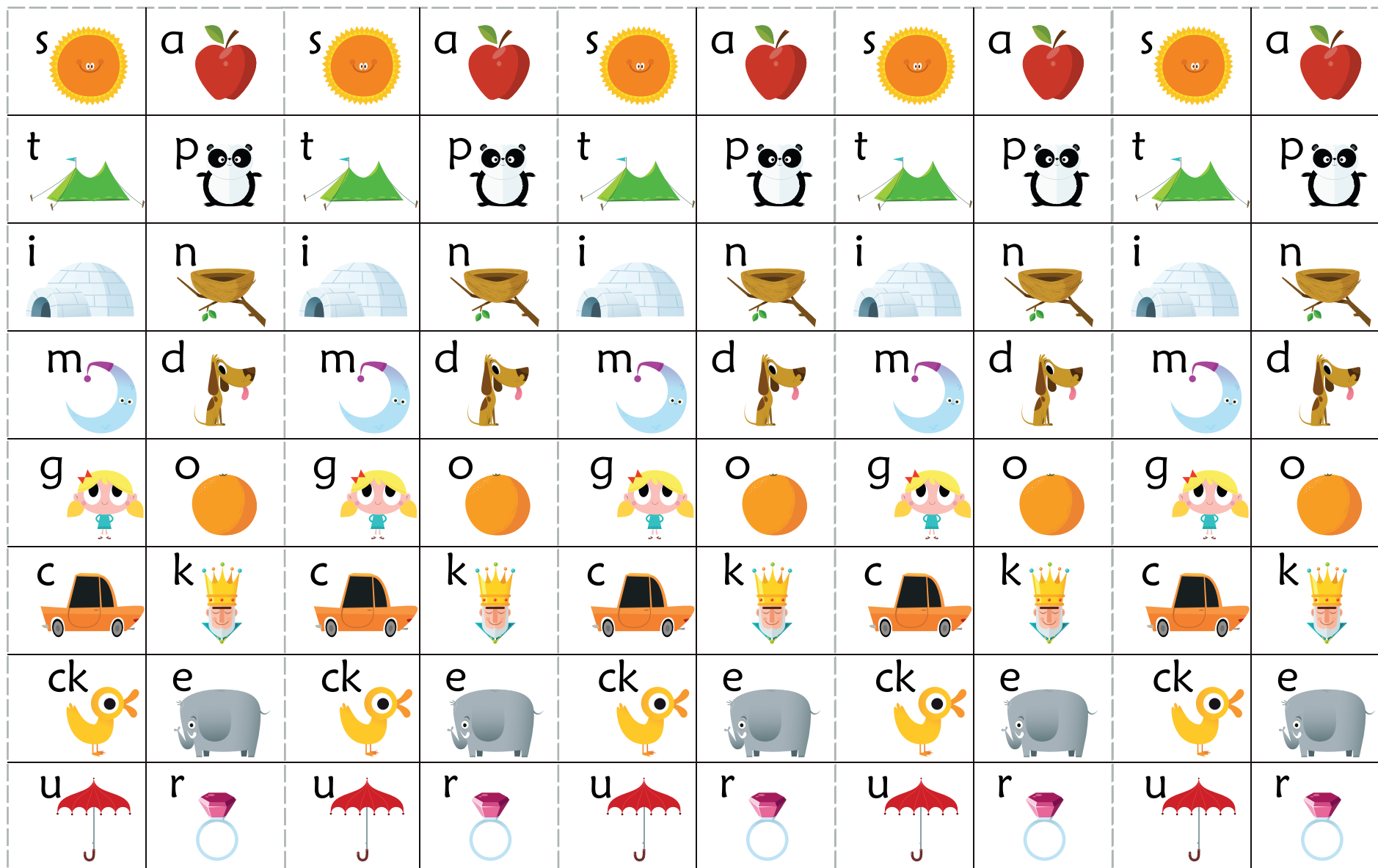
We recommend you print these at the start of term so the children can use them for reference inside their reading books.

Instructions

1. Print the number of bookmarks you require for your class. We recommend printing double-sided if you can but you can also stick the two sides together with glue.
2. Cut out the bookmarks using scissors or a guillotine.
3. We recommend to laminate them too!

TIP: We've designed these so that the bookmarks are close together - hopefully this will help you to have a quick and easy job at the guillotine. Slice and laminate!





Teach your
MÖNSTER
To READ
First Steps











Teach your
MÖNSTER
To READ
First Steps

Teach your
MÖNSTER
To READ
First Steps











































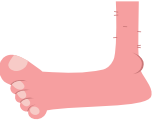

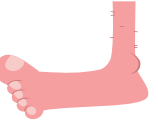

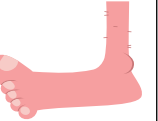

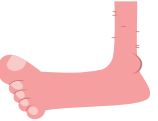

Teach your
MÖNSTER
To READ
First Steps

Teach your
MÖNSTER
To READ
First Steps










































h 	b 	h 	b 	h 	b 	h 	b 	h 	b 															
f 	ff 	f 	ff 	f 	ff 	f 	ff 	f 	ff 															
l 	ll 	l 	ll 	l 	ll 	l 	ll 	l 	ll 															
ss 	j 	ss 	j 	ss 	j 	ss 	j 	ss 	j 															
qu 	v 	qu 	v 	qu 	v 	qu 	v 	qu 	v 															
w 	x 	w 	x 	w 	x 	w 	x 	w 	x 															
y 	z 	y 	z 	y 	z 	y 	z 	y 	z 															
zz 	zz 	zz 	zz 	zz 																				
																								



ch 	sh 	ch 	sh 	ch 	sh 	ch 	sh 	ch 	sh 
th 	ng 	th 	ng 	th 	ng 	th 	ng 	th 	ng 
ai 	ee 	ai 	ee 	ai 	ee 	ai 	ee 	ai 	ee 
igh 	oa 	igh 	oa 	igh 	oa 	igh 	oa 	igh 	oa 
oo 	oo 	oo 	oo 	oo 	oo 	oo 	oo 	oo 	oo 
Teach your MÖNSTER To READ 2 Fun With Words		Teach your MÖNSTER To READ 2 Fun With Words		Teach your MÖNSTER To READ 2 Fun With Words		Teach your MÖNSTER To READ 2 Fun With Words		Teach your MÖNSTER To READ 2 Fun With Words	



ar 	or 	ar 	or 	ar 	or 	ar 	or 	ar 	or 
ur 	ow 	ur 	ow 	ur 	ow 	ur 	ow 	ur 	ow 
oi 	ear 	oi 	ear 	oi 	ear 	oi 	ear 	oi 	ear 
air 	er 	air 	er 	air 	er 	air 	er 	air 	er 